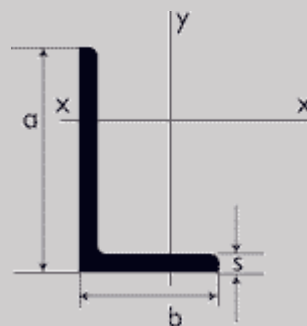


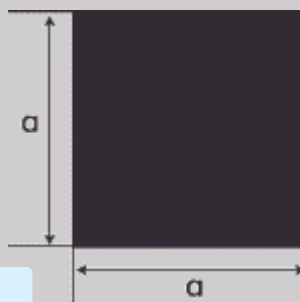
ΑΝΙΣΟΣΚΕΛΕΙΣ ΓΩΝΙΕΣ

ΔΙΑΣΤΑΣΕΙΣ $a \times b \times s$ mm	ΒΑΡΟΣ kg/m
40x20x4	1.77
60x40x6	4.46
75x50x7	6.51
100x50x8	8.99

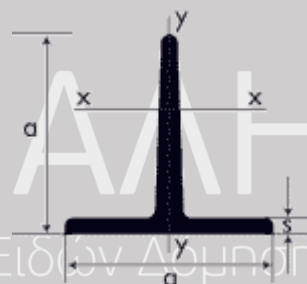


ΤΕΤΡΑΓΩΝΑ

ΔΙΑΣΤΑΣΕΙΣ mm	Kg/m
10	0.780
12	1.130
14	1.540
16	2.010
18	2.540
20	3.140
25	5.060



ΤΑΥ	
ΔΙΑΣΤΑΣΕΙΣ mm	Kg/m
20x3	0,88
25x3.5	1,29
30x4	1,77
35x4.5	2,33
40x5	2,96
50x6	4,44



ΣΤΡΟΓΓΥΛΑ	
ΔΙΑΣΤΑΣΕΙΣ mm	Kg/m
8	0.390
10	0.620
12	0.890
14	1.210
16	1.580
18	2.000
20	2.470
25	3.850

